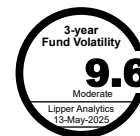


# DANA AL-ILHAM

## MAY 2025

ALL DATA AS AT 30 APRIL 2025 UNLESS OTHERWISE STATED



### FUND INFORMATION

Launch Date: 14 August 2002

Fund Category/Fund Type: Shariah equity/growth

Fund Size: RM377,017,229.22

Initial Offer Price: RM0.5000

NAV per Unit: RM0.5992

EPF Investment Scheme: Yes

ISIN No: MYU940000AE3

### FEES, CHARGES AND EXPENSES

Annual Management Fee:  
Up to 1.50% of the NAV per annum

Annual Trustee Fee:  
Up to 0.07% of the NAV per annum subject to a minimum of RM18,000 per annum

Sales Charge:  
Up to 5.26% of the NAV per Unit

EPF:  
e-PPA: 3.0% of the NAV per Unit  
i-Invest: 0.5% of NAV per Unit

Redemption charge: Nil

Redemption Payment Period: Seven (7) business days

### TRANSACTION DETAILS

Minimum Initial Investment:  
Lump Sum: RM1000\*  
Regular Investment: RM100\*

Minimum Additional Investment:  
Lump Sum & Regular Investment: RM100\*

\* The Manager reserves the right to change the minimum amounts stipulated above from time to time

### DISTRIBUTIONS

Income Distribution Policy: Incidental

Fund NAV:	NAV	Date
52-Week High	0.6992	17-07-2024
52-Week Low	0.5465	09-04-2025

### FUND MANAGER

Manager's Delegate (External Investment Manager)  
- Eastspring Al-Wara' Investments Berhad

Eastspring Investments Berhad 200001028634 (531241-U)

Level 22, Menara Prudential,  
Persiaran TRX Barat,  
55188 Tun Razak Exchange,

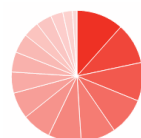
Kuala Lumpur  
Tel: 603 - 2778 3888

E-mail: cs.my@eastspring.com  
Web: www.eastspring.com/my

### FUND OBJECTIVE

The Fund seeks to provide investors with high capital appreciation from Shariah-compliant investments which have the potential of substantial value appreciation.

### ASSET ALLOCATION\*



1. Property	11.57%	9. Transportation	5.20%
2. Telecommunication	10.10%	10. Plantation / Natural Resources	4.95%
3. Power / Utilities	9.46%	11. Conglomerate	4.73%
4. Construction	9.31%	12. Banking & Finance	3.90%
5. Health Care	8.56%	13. Oil and Gas	3.87%
6. Technology	8.12%	14. Cash & cash equivalents	3.03%
7. Manufacturing	7.15%	15. Automotive	2.35%
8. Consumer	6.54%	16. Trust	1.16%

\* as percentage of NAV.

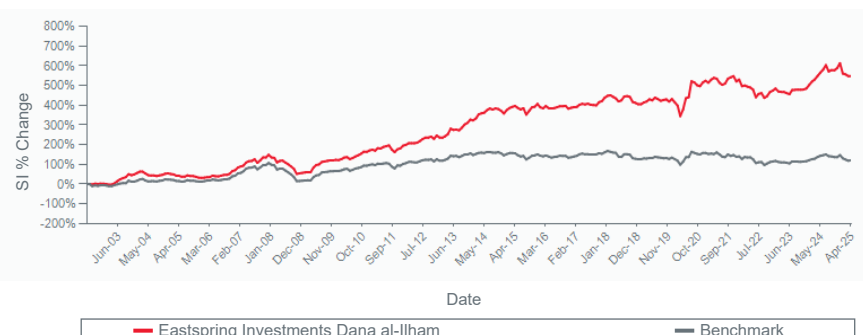
### TOP HOLDINGS\*

1. Tenaga Nasional Berhad	9.46%	4. Gamuda Berhad	4.19%
2. Telekom Malaysia Berhad	5.65%	5. Sunway Berhad	3.57%
3. IHH Healthcare Berhad	4.21%		

\* as percentage of NAV.

### FUND PERFORMANCE

Eastspring Investments Dana al-Ilham - Since Inception (SI) Return Vs Benchmark



The performance is calculated on NAV-to-NAV basis with gross income or dividend reinvested

Source: Lipper for Investment Management. Past performance is not necessarily indicative of future performance.

### PERFORMANCE TABLE

	1 month	6 months	YTD	1 year	3 years	5 years	10 years	Since Inception
Fund	-0.05%	-4.33%	-9.23%	-0.07%	9.79%	35.27%	30.50%	547.79%
Benchmark *	1.35%	-6.53%	-10.45%	-6.72%	-6.22%	3.53%	-13.76%	121.45%
Lipper Ranking	17 of 50	8 of 50	16 of 50	9 of 49	11 of 48	19 of 45	12 of 41	n.a.

Lipper Fund Category: Equity Malaysia - Islamic

\* Financial Times Stock Exchange Bursa Malaysia Emas Shariah Index (FBMS)

Fund performance and Lipper ranking are sourced from Lipper for Investment Management and the benchmark is from www.bursamalaysia.com, 30 April 2025. Performance is calculated on a Net Asset Value ("NAV") to NAV basis with gross income or dividend reinvested. Past performance is not necessarily indicative of future performance.

### LIPPER LEADERS RATING (OVERALL)

Total Return	Consistent Return	Preservation	Lipper Leaders Key
④	④	⑤	Lowest ① Highest ⑤

The Lipper Leaders Ratings System is a set of tools that guide investors and their advisors to select funds that suit individual investment styles and goals. It uses investors-centred criteria to deliver a simple, clear description of a fund's success in meeting certain goals, such as preserving capital or building wealth through consistent strong returns.

Lipper Leader ratings are derived from highly sophisticated formulas that analyse funds against clearly defined criteria. Each fund is ranked against its peers based on the metric used (such as Total Return or Expense), and then the top 20% of funds in that ranking receive the Lipper Leader designation. Lipper Leaders measures are not predictive of future performance, but they do provide context and perspective for making knowledgeable fund investment decisions.

### FUND MANAGER'S COMMENTARY

The month of April kicked off with "Liberation" Day, as President Donald Trump declared a national economic emergency and announced a new set of reciprocal tariffs on April 2nd. A minimum of 10% tariff was announced on imports from all US trading partners and there was also additional reciprocal tariffs that was supposed to become effective from 9 April which was then put on hold for 90 days except for China which was imposed a higher tariff at 145%. Malaysia fared better than regional peers as other than Singapore and the Philippines, the announced reciprocal tariffs imposed by the US was relatively lower. China's President Xi Jin Ping was in Malaysia for a 3-day visit, where a total of 31 MoUs were signed across sectors such as communications, transport, education and artificial intelligence. During the month, foreign outflows continued for the 7th consecutive month since Oct 2024 of RM1.9b (Apr 2025), bringing YTD foreign outflows of RM11.9b. The FBM Emas Shariah Index closed the month at 11,274.29, up 1.35% mom. The FBM Small Cap Shariah index declined 1.58% for the month, underperforming the FBM Emas Shariah Index. The best performing sectors were Telecommunication (+4.9%) and Consumer (+4.2%). The worst performing sectors were Oil & Gas (-9.2%) and Transport (-5.3%). Average value traded on Bursa in April was RM2405m lower by 15.9% mom.

### OTHER INFORMATION ABOUT THE FUND

Year	2021	2022	2023	2024	2025
Annual Fund Performance (%)	1.04	-9.06	1.92	22.04	-
Annual Benchmark Performance (%)	-6.81	-10.80	0.46	14.58	-
Date/Distribution (RM)	18 Mar, 0.0292	18 Mar, 0.0237	17 Mar, 0.0282	15 Mar, 0.0292	17 Mar, 0.0295
Unit Split	-	-	-	-	-
Distribution Yield (%)	3.95	3.65	4.73	4.62	4.77

Source: Distribution and Distribution Yield are sourced from the fund's Annual Report. Fund and Benchmark for current year are based on Year to Date (YTD) figures which is sourced from Lipper for Investment Management. Past performance is not necessarily indicative of future performance.

### IMPORTANT INFORMATION

Based on the Fund's portfolio returns as at 30 April 2025, the Volatility Factor (VF) for this Fund is 9.6 and is classified as "Moderate" (Source: Lipper). "Moderate" generally includes funds with VF that are higher than 9.185 but not more than 11.98. The VF means that there is a possibility for the Fund in generating an upside return or downside return around this VF. The Volatility Class (VC) is assigned by Lipper based on quintile ranks of VF for qualified funds. VF is subject to monthly revision. The VF for the Fund may be higher or lower than the VC, depending on the market conditions. The Fund's portfolio may have changed since this date and there is no guarantee that the Fund will continue to have the same VF or VC in the future. Presently, only funds launched in the market for at least 36 months will display the VF and its VC.

Investors are advised to read and understand the contents of the Eastspring Investments Master Prospectus dated 15 July 2017, the Eastspring Investments First Supplementary Master Prospectus dated 2 February 2018, the Eastspring Investments Second Supplementary Master Prospectus dated 31 October 2018, the Eastspring Investments Third Supplementary Master Prospectus dated 2 January 2019, the Eastspring Investments Fourth Supplementary Master Prospectus dated 1 August 2019, the Eastspring Investments Fifth Supplementary Master Prospectus dated 1 October 2020, the Eastspring Investments Sixth Supplementary Master Prospectus dated 15 December 2021, the Eastspring Investments Seventh Supplementary Master Prospectus dated 30 December 2022, the Eastspring Investments Eighth Supplementary Master Prospectus is dated 2 February 2024 (collectively, the "Prospectuses"), as well as the Fund's Product Highlights Sheet ("PHS") before investing. The Prospectuses and PHS are available at offices of Eastspring Investments Berhad or its authorised distributors and investors have the right to request for a copy of the Prospectuses and PHS.

This advertisement has not been reviewed by the Securities Commission Malaysia ("SC"). The Prospectuses have been registered with the SC who takes no responsibility for its contents. The registration of Prospectuses with the SC does not amount to nor indicate that the SC has recommended or endorsed the product. Units will only be issued upon receipt of the application form accompanying the Prospectuses. Past performance of the Fund is not an indication of the Fund's future performance. Unit prices and distribution payable, if any, may go down as well as up. Where a unit split/distribution is declared, investors are advised that following the issue of additional units/distribution, the Net Asset Value ("NAV") per unit will be reduced from pre-unit split NAV/cum-distribution NAV to post-unit split NAV/ex-distribution NAV. Where a unit split is declared, investors are advised that the value of their investment in Malaysian Ringgit will remain unchanged after the issue of the additional units. Investments in the Fund are exposed to security risk and reclassification of Shariah status risk. Investors are advised to consider these risks and other general risks as elaborated in the Prospectuses as well as fees, charges and expenses involved before investing. Investors may also wish to seek advice from a professional adviser before making a commitment to invest in units of any of our funds.

Eastspring Investments is an ultimately wholly owned subsidiary of Prudential plc. Prudential plc, is incorporated and registered in England and Wales. Registered office: 1 Angel Court, London EC2R 7AG. Registered number 1397169. Prudential plc is a holding company, some of whose subsidiaries are authorized and regulated, as applicable, by the Hong Kong Insurance Authority and other regulatory authorities. Prudential plc is not affiliated in any manner with Prudential Financial, Inc., a company whose principal place of business is in the United States of America or with the Prudential Assurance Company Limited, a subsidiary of M&G plc, a company incorporated in the United Kingdom.