

Fund Factsheet

Reksa Dana Syariah

Eastspring Syariah Greater China Equity USD Kelas A

28 May 2025

Sharia Equity Fund

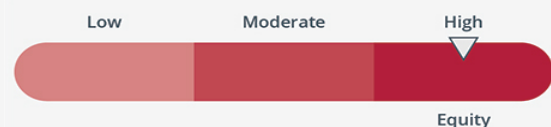
Effective Date	: 28 April 2020
Effective Letter No.	: S-441/PM.21/2020
Inception Date (Class A)	: 15 June 2020
Fund Currency	: US Dollar
NAV/Unit	: USD 0.61
Total Net Asset Value (total of all classes)	: USD 5.23 Million
Minimum Investment*	: Min. Initial Subscription : USD 10,000.00 Min. Subsequent Subscription : USD 100.00
Total Units Offered	: Max. 30 billion unit
Pricing Period	: Daily
Subscription Fee	: Max. 3.0% per transaction
Redemption Fee	: Max. 0.5% per transaction
Switching Fee	: Max. is the subscription fee of the designated Eastspring's fund
Management Fee	: Max. 3.0% per tahun
Custodian Fee	: Max. 1.0% per tahun
Custodian Bank	: Standard Chartered Bank
ISIN Code	: IDN000438504

* The amount might be different if transaction is made through distribution channel.

Risk Factors

1. Risk of market and decreasing net asset value of each participation unit
2. Risk of currency exchange rate
3. Risk of liquidity
4. Risk of dissolution and liquidation
5. Risk of overseas securities
6. Risk of transaction through electronic system
7. Risk of credit and default
8. Risk of specific sector concentration
9. Risk of operational
10. Risk of valuation
11. Risk of regulatory changes
12. Risk of overseas stock exchange closure

Risk Classification



Reksa Dana Syariah Eastspring Syariah Greater China Equity USD invests in equity sharia securities issued by a legal entity operating in the People's Republic of China, Hong Kong SAR, or Taiwan traded on Stock Exchanges in the People's Republic of China, Hong Kong SAR, Taiwan or United States, and also place placements in sharia deposit instruments. This mutual fund is categorized as high risk.

Investment Objective

Aims to provide an optimal investment return in long term through sharia equity securities that listed and traded in several Asia Pacific stock exchange and sharia money market that complied with sharia principal in stock exchange.

Investment Benefits

Managed professionally, Investment value growth, Investment diversification, Liquidity or Participation unit easy to redeem, Information transparency, Sharia principles compliant in capital market

Custodian Bank Profile

Standard Chartered Bank has provided custodial services since 1991. Standard Chartered Bank is a Custodian Bank that is registered and supervised by the Financial Services Authority ('OJK') with a licence from Bapepam No. Kep-35/WK/1991 dated 26 June 1991.

For further information, the Prospectus can be found at In accordance with applicable OJK regulations, proof of confirmation of purchase, transfer, redemption transactions is valid proof of ownership of Participation Units, which is issued by the Custodian Bank and can be seen through the page <https://akses.ksei.co.id>

Prudential Tower Lantai 23
Jl. Jend. Sudirman Kav. 79, Jakarta 12910

Telepon : +(62 21) 2924 5555
Fax : +(62 21) 2924 5556
E-mail : idlist.clientservices.id@eastspring.com
Website : eastspring.com/id

Investment Manager Profile

Eastspring Investments, part of Prudential Corporation Asia, is Prudential's asset management business in Asia. We are one of Asia's largest asset managers, with operations in 11 Asian countries (including several offices in North America and Europe), with over 400+ investment professionals and more than USD 271.4 billion in assets under management as of 30 September 2024. Eastspring Investments Indonesia is licensed and supervised by Indonesia Financial Service Authority (Surat Keputusan Ketua BAPPEPAM dan LK No. KEP-05/BL/MI/2012 dated 25 April 2012) and one of the largest asset management companies in Indonesia with assets under management of IDR 58.75 trillion as of 29 December 2024. Supported by experienced investment professionals in fund management and mutual funds, Eastspring Investments Indonesia is fully committed to provide high quality financial services to meet various investment needs of investor.

Investment Policy

Equity	: 80% - 100%
Time Deposit & Cash	: 0% - 20%
Equity Offshore	: 51% - 100%

% Asset Allocation

Sharia Equity Securities (Onshore and Offshore)	: 93.98%
Sharia Cash and/or Money Market	: 6.02%

10 Top Holdings

AIRTAC INTERNATIONAL GROUP	3.37%
ALIBABA GROUP HOLDING LTD	12.49%
BYD Co Ltd	5.17%
CHOW TAI FOOK JEWELLERY CO LTD	3.30%
CONTEMPORARY AMPEREX TECHN-A	3.36%
MEDIATEK INCORPORATION	3.79%
MEITUAN	5.31%
PDD HOLDINGS INC	3.43%
TAIWAN SEMICONDUCTOR MANUFAC	11.46%
XIAOMI CORP	7.52%

Country Allocation

China	64.89%
Taiwan	28.31%
Hong Kong	0.77%

Fund Performance

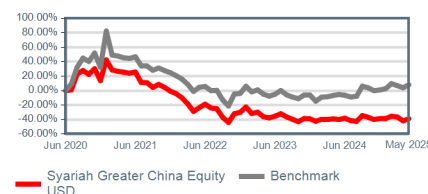
	YTD	1 Mth	3 Mths	6 Mths	1 Yr	3 Yrs	5 Yrs	Since Inception
Syariah Greater China Equity USD	-0.05%	5.32%	-5.23%	1.86%	1.82%	-19.96%	N/A	-38.61%
Benchmark **	7.10%	3.93%	-1.43%	8.13%	14.08%	3.22%	N/A	8.22%

Highest Month Performance	Nov 2022	21.46%
---------------------------	----------	--------

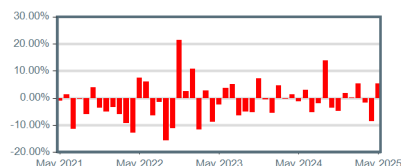
Lowest Month Performance	Sep 2022	-15.62%
--------------------------	----------	---------

**Benchmark Dow Jones Islamic Market Greater China Index

Historical Performance Graphic



Monthly Performance in the Last 5 Years



Disclaimer

INVESTMENT THROUGH MUTUAL FUNDS INVOLVES RISKS. BEFORE DECIDING TO INVEST, PROSPECTIVE INVESTORS MUST READ AND UNDERSTAND THE PROSPECTUS. PAST PERFORMANCE DOES NOT GUARANTEE/REFLECT INDICATIONS OF FUTURE PERFORMANCE. THE FINANCIAL SERVICES AUTHORITY MAKES NO STATEMENT APPROVING OR DISAPPROVING THIS SECURITY, NOR DOES IT CERTIFY THE ACCURACY OR ADEQUACY OF THE CONTENTS OF THIS MUTUAL FUND PROSPECTUS. ANY STATEMENT TO THE CONTRARY IS UNLAWFUL.

Mutual funds are Capital Market products and not products issued by Selling Agents / Banks. Mutual Fund Selling Agent is not responsible for the demands and risks of mutual fund portfolio management carried out by the Investment Manager. This product information summary does not replace the Mutual Fund Prospectus and has been prepared by PT Eastspring Investments Indonesia for information purposes only and does not constitute an offer to buy or a solicitation of an offer to sell. All information contained in this document is presented correctly. If necessary, investors are advised to seek professional advice before making an investment decision. Past performance is not necessarily a guide to future performance, nor are estimates made to give any indication of future performance or trends.

PT Eastspring Investments Indonesia as Investment Manager is registered and supervised by OJK.

PT Eastspring Investments Indonesia and its related and affiliated corporations and their respective directors and officers may own or may take positions in the Securities mentioned in this document and may also perform or seek to perform brokerage and other investment services for companies whose Securities are mentioned in this document.

This document should not be used after 3 months.

PT Eastspring Investments Indonesia is wholly owned and a subsidiary of Prudential, plc. in the UK and is not affiliated with Prudential Financial Inc, which operates primarily in the US, or Prudential Assurance Limited, a subsidiary of M&G UK.

*Dow Jones Islamic Market Greater China Index is a product of S&P Dow Jones Indices LLC ("SPDJ"), and has been licensed for use by PT Eastspring Investments Indonesia Standard & Poor's® and S&P® are registered trademarks of Standard & Poor's Financial.